

## AXIS

### L-SHAPED DESK



### DESCRIPTION:

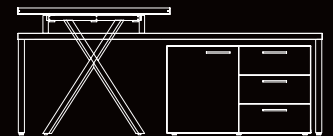

- Executive L-shaped desk.
- 18mm thick wooden top in laminate finish with metal lipping.
- Based on metal structure and metal cross leg formed from metal sheets in electrostatic powder coated paint.
- Attached side includes 3 wooden lockable drawers and a cabinet with lockable wooden leaf in laminate finish.
- Including concealed cable management system with aluminum flap.
- Excluding electric source and grommet power outlet.

### STANDARD DIMENSIONS:

L X W X H

220x180x75 CM

### TECHNICAL DRAWING:



### FINISHES:

Laminate  
Metal



work

# AXIS

## RECTANGULAR SHAPED DESK



### DESCRIPTION:

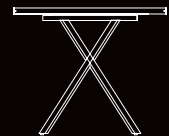

- Executive rectangular desk.
- 18mm thick wooden top in laminate finish with metal lipping.
- Based on metal structure and metal cross leg formed from metal sheets in electrostatic powder coated paint.
- Including concealed cable management system with aluminum flap.
- Excluding electric source and grommet power outlet.

### STANDARD DIMENSIONS:

**L X W X H**

200x90x75 CM

### TECHNICAL DRAWING:



### FINISHES:

Laminate  
Metal



work

## AXIS

### WORKSTATION



#### DESCRIPTION:

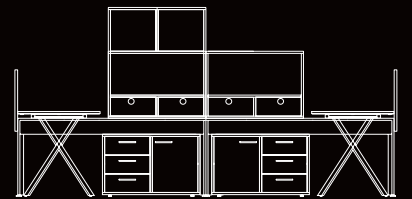
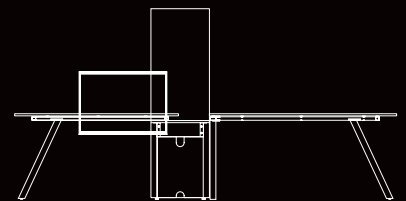
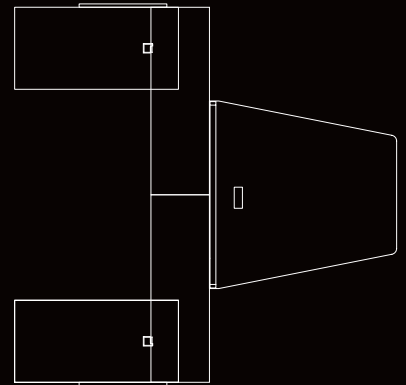
- Operative workstation.
- 18mm-thick MDF wooden top in laminate finish with ABS lipping
- Standing on metal cross leg in electrostatic powder coated finish.
- Attached side include different storage areas.
- Include fabric separator with aluminum lipping.
- Including concealed cable management system with aluminum flap.
- Excluding electric source and grommet power outlet.

#### STANDARD DIMENSIONS:

**L X W X H**

326x320x163 CM

#### TECHNICAL DRAWING:



#### FINISHES:

Laminate  
Metal  
Fabric



work

# AXIS

## WORKSTATION



### DESCRIPTION:

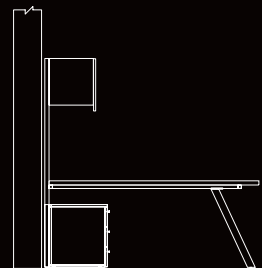


- Operative workstation.
- 18mm-thick MDF wooden top in laminate finish with metal lipping
- Standing on metal cross leg in electrostatic powder coated finish.
- Attached side include different storage areas.
- Include fabric acoustic paneling.
- Including concealed cable management system with aluminum flap.
- Excluding electric source and grommet power outlet.

### STANDARD DIMENSIONS:

**L X W X H**

331x183x180 CM

### TECHNICAL DRAWING:



### FINISHES:

Laminate  
Metal  
Fabric



work