

# BREAK BENCH

TWO SEATS



## DESCRIPTION:

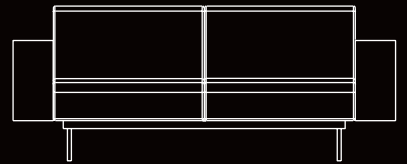

- Break-out modular seating
- Based on electrostatic painted metal structure and legs
- Plush foam inserts in seat and backrest
- Formed of angular backrest.
- Available with integrated coffee table and fixed metal arm rests (Optional)
- Sofa fully upholstered.

## STANDARD DIMENSIONS:

**L X W X H**

190x80x77 CM

## TECHNICAL DRAWING:



## FINISHES:

Fabric  
Natural leather  
Artificial leather  
Metal



work

# BREAK BENCH

TWO ONE & TWO SEATS



## DESCRIPTION:




- Break-out modular seating
- Based on electrostatic painted metal structure and legs
- Plush foam inserts in seat and backrest
- Formed of angular backrest.
- Available with integrated coffee table and fixed metal arm rests (Optional)
- Sofa fully upholstered.

## STANDARD DIMENSIONS:

**L X W X H**

155x80x77 CM

## TECHNICAL DRAWING:



## FINISHES:

Fabric  
Natural leather  
Artificial leather  
Metal



work

# BREAK BENCH

THREE SEATS



## DESCRIPTION:





- Break-out modular seating
- Based on electrostatic painted metal structure and legs
- Plush foam inserts in seat and backrest
- Formed of angular backrest.
- Available with integrated coffee table and fixed metal arm rests (Optional)
- Sofa fully upholstered.

## STANDARD DIMENSIONS:

**L X W X H**

225x80x77 CM

## TECHNICAL DRAWING:



## FINISHES:

Fabric  
Natural leather  
Artificial leather  
Metal



work

# BREAK BENCH

FOUR SEATS



## DESCRIPTION:

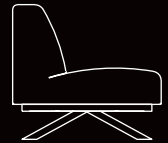

- Break-out modular seating
- Based on electrostatic painted metal structure and legs
- Plush foam inserts in seat and backrest
- Formed of angular backrest.
- Available with integrated coffee table and fixed metal arm rests (Optional)
- Sofa fully upholstered.

## STANDARD DIMENSIONS:

**L X W X H**

300x80x77 CM

## TECHNICAL DRAWING:



## FINISHES:

Fabric  
Natural leather  
Artificial leather  
Metal



work

# BREAK BENCH

FIVE SEATS



## DESCRIPTION:

- Break-out modular seating
- Based on electrostatic painted metal structure and legs
- Plush foam inserts in seat and backrest
- Formed of angular backrest.
- Available with integrated coffee table and fixed metal arm rests (Optional)
- Sofa fully upholstered.

## STANDARD DIMENSIONS:

**L X W X H**

375x80x77 CM

## TECHNICAL DRAWING:



## FINISHES:

Fabric  
Natural leather  
Artificial leather  
Metal



work