

BLADE

EXECUTIVE ARMCHAIR



DESCRIPTION:




- Executive Armchair.
- Based on metal structure and legs in electrostatic powder coated finish and water-jet cut finish.
- Available with three seating.
- Seat, back and armrests are fully upholstered.

STANDARD DIMENSIONS:

L X W X H

127x93x74 CM

TECHNICAL DRAWING:



FINISHES:

Fabric
Natural leather
Artificial leather
Metal



work

BLADE

EXECUTIVE TWO SEATER SOFA



DESCRIPTION:


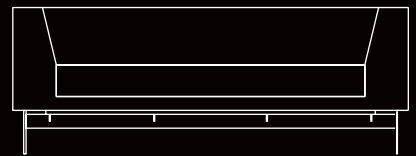

- Executive lounge two seater sofa.
- Based on metal structure and legs in electrostatic powder coated finish and water-jet cut finish.
- Available with three seating.
- Seat, back and armrests are fully upholstered.

STANDARD DIMENSIONS:

L X W X H

200x93x74 CM

TECHNICAL DRAWING:



FINISHES:

Fabric
Natural leather
Artificial leather
Metal



work

BLADE

L-SHAPED



DESCRIPTION:

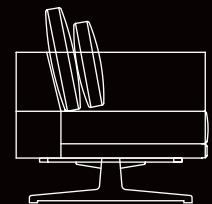
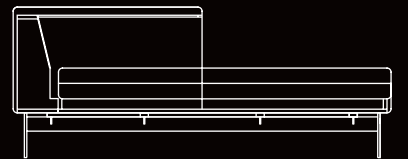

- Break-out modular seating
- Based on electrostatic painted metal structure and legs
- Plush foam inserts in seat and backrest
- Formed of angular backrest.
- Available with integrated coffee table and fixed metal arm rests (Optional)
- Sofa fully upholstered.

STANDARD DIMENSIONS:

L X W X H

195x95x74 CM

TECHNICAL DRAWING:



FINISHES:

Fabric
Natural leather
Artificial leather
Metal



work